

Railway connection to Lahti

Shipyards




Port's Expansion Area Reservation

7 min to freeway E18

Harbour Office
+358 (0)44 055 5731

Gate

Operator office

- 1-5, 7-8, 10-13 Breakbulk warehouses
- 6 ja 9 Dry bulk warehouses
- V 1-3 Grain warehouses
- V 4 Grain silos
- S 1 Cement silos
- S 2 Molasses silos
- S 3
- T 1-2 Terminal operations
- P 1 
- P 2 
- P 3 
- Scale

Draughts alongside the berths:

- ① 9.5 m *
- ② 8.0 m *
- ③ 7.3 m *
- ④ 9.0 m *
- ⑥ 9.5 m

* Actual water depth without margin

